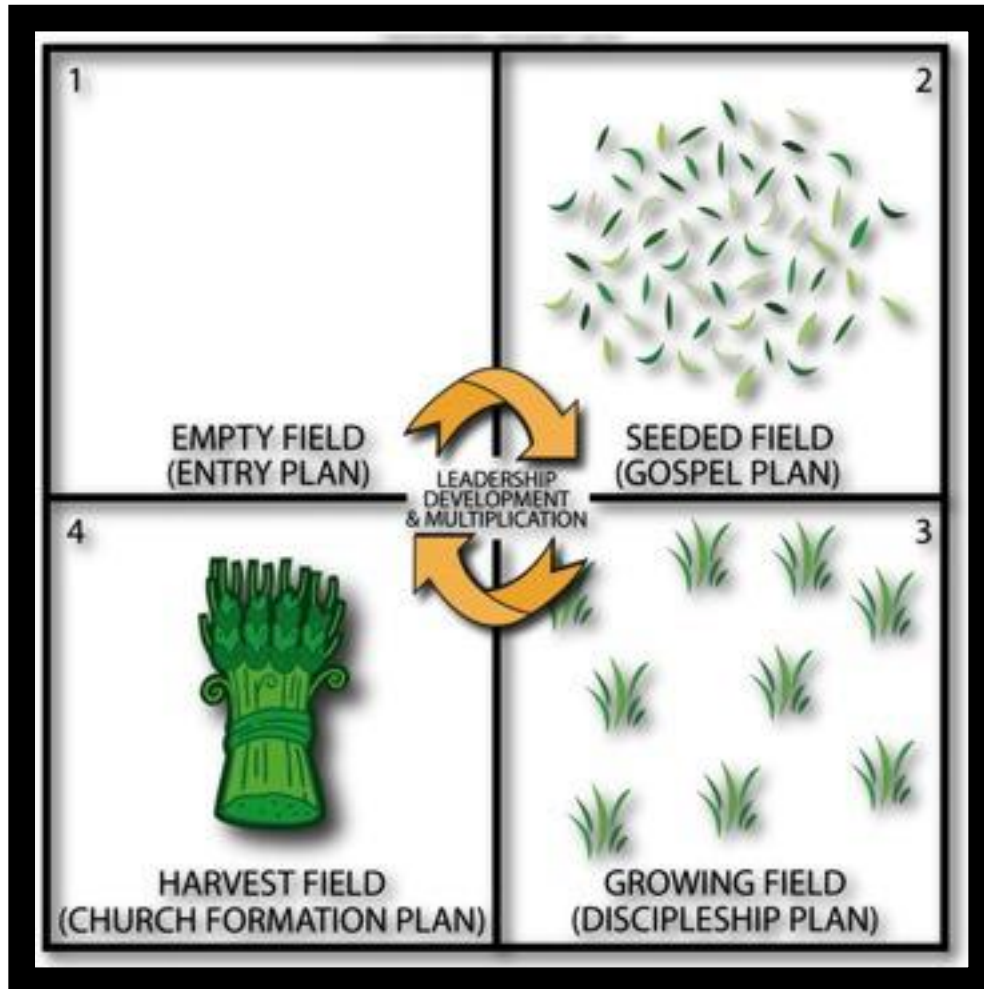


Disciples Making Disciples

e3 Partners Training Manual

Based on principles of T4T and e3 *First Steps*



2001 W. Plano Parkway, Suite 2600

Plano, TX 75075

iamsecond.com e3partners.org

© 2015 e3 Partners Ministry

You are permitted and encouraged to reproduce and distribute this material in any format provided that:

- 1) You include the following copyright notice:
"© 2015 e3 Partners Ministry Used by permission."
- 2) You indicate if any modifications have been made.
- 3) You do not charge a fee beyond cost of reproduction.
- 4) You do not make more than 1,000 copies.

If you would like to post this material to the internet or if the intended use is other than above, please contact e3 Partners Ministries.

Holy Bible, New International Version®, NIV®

Copyright © 1973, 1978, 1984, 2011 by Biblica, Inc. ®

Used by permission. All rights reserved worldwide.

Disciples Making Disciples

e3 Partners Training Manual

Based on principles of T4T and e3 *First Steps*

Contents

Acknowledgements.....	3
How to Use This Training Manual	4
Four Fields: See The Lord’s Vision	6
Field 1: Empty Field – Start with Friends & Family.....	10
Field 1: Empty Field – Find a House of Peace.....	12
Field 1: Empty Field – Go & Pray	15
Field 2: Seeded Field – Sow the Reproducing Gospel	16
Field 3: Growing Field – Multiply Disciples in Small Groups	19
Field 4: Harvest Field – Become a Church.....	23
Field 5: Multiply Leaders	24
Trainer Notes.....	28
Four Fields: See The Lord’s Vision	28
Field 1: The Empty Field – Go & Pray	30
Field 3: Growing Field – Multiply Disciples in Small Groups	30
Field 4: Harvest Field - Become a Church.....	31
Sample Training Schedules.....	32
Simple Group Guide	35

Acknowledgements

The project team for the *Disciples Making Disciples* training manual recognizes the following sources and authors for their contribution to this manual:

- 1) The e3 publication of *First Steps* training manual
- 2) The *Four Fields of Kingdom Growth – Mark 4:26-29*
- 3) Smith, Steve and Kai, Ying. *T4T: A Discipleship Re-Revolution*. Monument, CO: WIGTake Resources, 2011
- 4) The I Am Second *Simple Group Guide*

How to Use This Training Manual

Purpose: God is at work expanding his kingdom. He is using ordinary, but deeply committed, people to multiply disciples and churches all over the world. This training manual was written to train you to be a part of God's movement of multiplying disciples and churches — and equip you to train others.

Training Manual Components: This training manual has three parts:

- 1) The **Training Manual** teaches the principles of kingdom expansion through multiplication of disciples and churches. It is organized to help you train others in these principles. This is your training outline. The section within each module titled "Discovery Groups" lists the most reproducible questions to use with your disciples. The section titled "Large Group Discussion: Additional Learning" can be used for advanced training.
- 2) The **Trainer Notes** contain training tips, demonstrations and supplemental information not contained in the training manual.
- 3) The **Simple Group Guide** is a small group curriculum for training multiplying disciples, and helping the groups become New Testament churches. It contains "Hope" lessons for people who are open, but not yet ready to make the commitment to follow Jesus; "Short Discipleship" lessons for new believers and; a plan for long-term discipleship to continue until Jesus comes again. The Simple Group Guide is to be copied and handed out to trainees. It will serve as their "Lesson Plan" as they start new groups. You will refer to it frequently while training.

Training Goals: This training is a beginning. It is enough for a person to evangelize and start simple discipleship groups that become healthy New Testament churches. To do this, trainees must learn the following:

- 1) How to find and recognize a person of peace.
- 2) How to share the gospel and train a new believer to share the gospel. Be sure to allow 1½-2 hours for "Prayer Evangelism" practice in the field. This will be the most important experience for many of your disciples.
- 3) How to start a new simple group and follow the Hope lessons for people open to the gospel and the Short Discipleship lessons for new believers. The Short Discipleship lessons will guide the new group toward becoming a healthy New Testament church.

As much as possible, use the 3/3rds small group format in your training. This will help participants become comfortable with this type of small group. The Hope lessons and most of the Short Discipleship lessons can be easily understood from the Simple Group Guide. However, the "Church Circles" activity in Short Discipleship Lesson 8 needs to be explained and practiced. Often it is worthwhile to practice Short Discipleship Lesson 3 on baptism because the idea of immediate baptism is different from what is practiced in many churches, and may need to be explained.

Focus first on these things – spending enough time for your disciples to become competent and confident. Then, use any remaining time to cover other items.

Train for Obedience: This training should lead to action. Learning without doing has little effect. So, the training focuses on teaching biblical principles and putting them into action. Jesus says: "Anyone who loves me will obey my teaching" John 14:23. Use illustrations and visual demonstrations to help your disciples understand more deeply. (Some are provided in the training manual and Trainer Notes. You and your disciples can create others). Train as much as you can in small Bible Discovery Groups. It is slower than lecture; but more likely to lead to obedient action. Allow enough time for disciples to practice the concept. They will only do what they feel competent and confident in doing. Practice brings competence and confidence. If you are short on time, it would be better to teach and practice a few things than to cover more material more quickly – but without practice.

Advance Preparation: To train well, you must prepare thoroughly. Read through the training manual, Trainer Notes, and Simple Group Guide. Then, practice the exercises you will be leading in the training. In particular, you need to be confident at:

- 1) Telling the Bible stories found in Mark 5:1-20 and Luke 10:1-12,
- 2) Sharing your personal story as taught in Short Discipleship Lesson 1 in the Simple Group Guide,
- 3) Presenting the gospel as explained in Short Discipleship Lesson 2 in the Simple Group Guide,
- 4) The 3/3rds process,
- 5) Hope Lesson 1 in the Simple Group Guide and,
- 6) Short Discipleship Lessons 1, 2, 3, and 8, including the church circles activity in Lesson 8.

Sample Training Schedules: See Trainer Notes.

Note to e3 Country Strategy Teams – Adapting this Material: Each country and people group has its own specific culture and situation. By necessity, this training manual chooses one approach: one evangelism method, one set of Bible discussion questions, one set of Hope lessons, and one set of stories for Short Discipleship. Also, it adopts a "storytelling" approach that falls between strictly literate (based on reading the Bible texts) and strictly oral (based on oral transmission, without reading the text). We made these choices because they will be effective in most of the world, most of the time. But, as a strategy team, you have the liberty to tailor your training to fit your specific situation.

Before you make any changes to your training, please consult your Regional Director.

- 1) Should we use a different reproducing evangelism method?
- 2) Should we use different Discovery Bible questions?
- 3) Should we use different sets of Bible stories and activities for Hope and Short Discipleship?
- 4) Should we adopt a purely "oral" strategy that does not require literacy? This website might be suited to your specific situation: <http://e3partners.org/causes/orality>.

Four Fields: See The Lord's Vision

Key Question – *What is the Lord's vision for building his Kingdom?*

Key Scripture – **Matthew 28:18-20**

Trainer:

Share a personal story of a current church planting movement. (If you do not have a personal example, feel free to use the example from China included in the Trainer Notes.)

Discovery Groups:

Form groups of three to five people. Have each group select a leader. (By the end of the training, make sure every group member has had an opportunity to lead).

Read Matthew 28:18-20 and discuss:

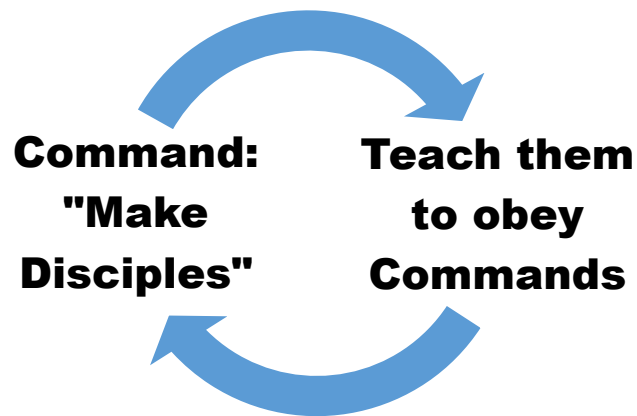
- 1) What did you learn about God, Jesus, or the Holy Spirit?
- 2) What did you learn about people?

Have someone read the story aloud.

- 3) Is there a sin to avoid? Promise to claim? Example to follow? Command to obey? (Look for "sins", "promises", "examples" or "commands" that are plainly in the story. Don't expect to find all of them in every story.)

Large Group Discussion Additional Learning:

- 1) What does Jesus command his disciples to do in this passage? [go, baptize, make disciples, teach them to obey all I have commanded].
- 2) What kind of disciples does Jesus want us to make? [disciples who obey all he has commanded].
 - Our disciple-making is not finished when we make a convert.
 - Our disciple-making is not finished when we teach them Bible doctrine.
 - Our disciple-making is only finished when the disciple does what Jesus commands.
- 3) What does Jesus command?
 - a. Name one command that Jesus gives.
 - b. When Jesus was asked what the most important command was, what did he say? [Love God and love your neighbor, Matthew 22:36-40].
 - c. What command do we find here, in Matthew 28? [Make disciples].
 - d. So, at a minimum, your disciple should: 1) love God, 2) love people, and 3) make other disciples who do the same. Obedient disciples make disciples. So, the Great Commission creates a multiplying cycle:



Trainer:

Test: Are we obeying the Great Commission? The simple test: look behind you. If you are obeying the Great Commission, behind you will be following a chain of disciples making disciples making disciples. If this is not true in your life, you are not yet obeying the Great Commission.

Demonstration:

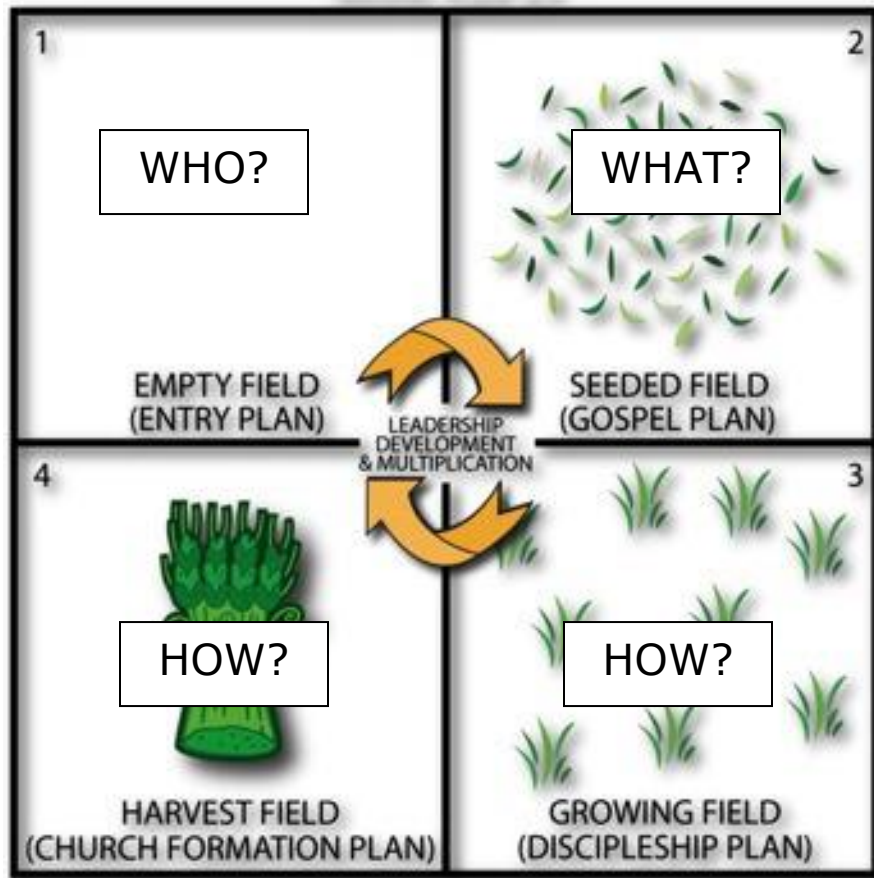
Trainer should demonstrate, visually, the difference between evangelism and Great Commission disciple-making. **Training Tip:** See "Leader A & Leader B" demonstration in the Trainer Notes.

Trainer:

Transition: Summarize the Four Fields Church Planting Movement diagram as an introduction to the rest of the training. Mark 4:26ff "He also said, 'This is what the kingdom of God is like. A man scatters seed on the ground...'"

Your basic task is to tell people about Jesus and start simple Bible discovery groups – where they can learn to love God, love people and make disciples who do the same. Over time, these small groups will become simple, New Testament, churches. Because they are so simple, these churches can quickly multiply.

Like farming, there is a cycle involved.



Mark 4:26-28

Trainer:

This diagram explains the cycle. It represents the “Four Fields” of kingdom multiplication.

Field 1. The first field (the top left) represents the empty field: the place (or people group) where the gospel is absent. We must begin with an entry strategy. How will we get there? How will we stay there long enough to share the gospel? Who will we share the gospel with? So, in the first field, our key question is: “*Who?*” “*Who will we share the gospel with?*”

Field 2. The second field (top right) represents the seeded field, the place where the gospel is being sown. Here, we are beginning to present the gospel. We must understand both the scriptures and the culture so we can explain the gospel in a simple, culturally appropriate, way. It must be simple so that it can reproduce. The key question is: “*What?*” “*What will we say to explain the gospel?*” Our goal is a “reproducing gospel.” A “reproducing gospel” presentation must be: 1) Biblical, 2) clear & easily understood by the local people, 3) easy to train others.

Field 3. The third field (bottom right) represents the growing field. We have entered the empty field and sown the gospel broadly. Some have turned to Jesus, and are beginning to grow spiritually. We must make disciples – teaching them to obey Jesus’ commands. We must immediately establish the foundational habits of spiritual growth: learn what the Bible says, do it, and share it with others. We will need a plan for short-term discipleship (establishing a foundation in the first few weeks) and long-term discipleship (for life-long spiritual growth).

The discipleship plan must be simple so that it can reproduce. It will be based on small groups that do not require special buildings, paid staff or extensive leadership training. The key question is: "*How?*" "*How will we make obedient, reproducing, disciples?*" Our goal is "reproducing discipleship": a method of discipleship that is: 1) biblical, 2) effective for the local people, and 3) easy to train others.

Field 4. The fourth field (bottom left) represents the harvest field. The small groups of new disciples become healthy New Testament churches. Only healthy churches will grow and multiply in the long term. Therefore, we must have a plan to help our (field 3) discipleship groups become healthy churches. The key question is: "*How will we form healthy churches?*" Our goal is "reproducing churches": a method of guiding small groups toward becoming healthy New Testament churches ... who will then plant more churches.

Field 5. The fifth area (the circular arrows in the center of the diagram) represents multiplying leaders. At every stage we need leaders. We need leaders to enter a new field; to sow the gospel; to form discipleship groups; to guide church formation and; to multiply the process all over again. If we cannot multiply leaders, we will not see a movement. The key question is: "*How will we multiply leaders?*" Our goal is "reproducing leaders": a method of finding and training leaders that will quickly enable them to find and train more leaders.

In the remainder of this training manual, we will talk more about each of these five key areas.

Field 1: Empty Field – Start with Friends & Family

Key Question – *Who will I share the gospel with?*

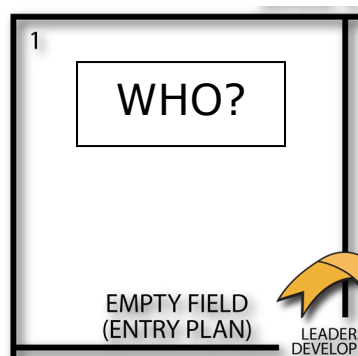
Key Scripture – **Mark 5:18-20**

Trainer:

“*Who will I share the gospel with?*” There are two answers to this question:

- 1) First, if you are working in an area where you already know people, go to the people you already know: your family, friends, co-workers and other acquaintances. This Section talks about how to reach your friends and family.
- 2) Next, you want to find “persons of peace” and “houses of peace” who are God’s prepared people. We discuss this approach in “Field 1: Find a House of Peace” in this training manual. Once you find a house of peace, train them to reach their friends and family.

Jesus commands us to go and make disciples of all nations. But, we have to start somewhere. The best and easiest place to start is with our own friends and family.



Trainer:

In each of the following passages, God uses one person to save the people close to him. Genesis 6:17-18 (Noah and his family), Genesis 19: 12-16 (Lot and his family), Joshua 6:17-25 (Rahab and her family), Mark 5:18-20 (the Gadarene demoniac and his friends and family), Acts 10:24-46 (Cornelius and his friends and family), Acts 16:14-15 (Lydia and her household), Acts 16:27-34 (Philippian jailer and his household). Again and again, God uses one individual save his or her family and friends.

God has placed you where you are to reach the people you know. It is God’s will for you to win your family and friends to Christ. Evangelism is most effective when it comes from someone who knows you and loves you. So, the best place to start is where you are; with the people you already know.

Discovery Groups:

Gather in groups of three to five people. Have each group select a new leader.

Trainer:

Tell the story of Mark 5:1-20, in your own words, as follows:

- 1) Introduction: "I am going to tell you a true story from the Word of God. I want you to listen very carefully because, after I tell you the story, one person in each group will re-tell the story to his group."
- 2) Tell the story. (Pay particular attention to verses 18-20).
- 3) Closing: "That is the end of the true story from the Word of God."

Discovery Groups:

Discuss Mark 5:1-20

One person re-tells the story (with help, as needed, from the rest of the group).

Discuss:

- 1) What did you learn about God, Jesus, or the Holy Spirit?
- 2) What did you learn about people?

Have someone read this story aloud.

- 3) Is there a sin to avoid? Promise to claim? Example to follow? Command to obey? (Look for "sins", "promises", "examples" and "commands" that are plainly in the story. Don't expect to find all of them in every story.)

Discovery Groups:

Practice the activity (Make a List; Tell Your Story) from Short Discipleship Lesson 1 in the Simple Group Guide.

Field 1: Empty Field – Find a House of Peace



Key Question – *Who will I share the gospel with?*

Key Scripture – **Luke 10:1-12**

Discovery Groups:

Gather in groups of three to five people. Have each group select a new leader.

Trainer:

Tell the story of Luke 10:1-12, as follows:

- 1) Introduction: "I am going to tell you a true story from the Word of God. I want you to listen very carefully because, after I tell you the story, one person in each group will re-tell the story to his group."
- 2) Tell the story.
- 3) Closing: "That is the end of the true story from the Word of God."

Discovery Groups:

One person re-tells the story (with help, as needed, from the rest of the group).

Discuss:

- 1) What did you learn about God, Jesus, or the Holy Spirit?
- 2) What did you learn about people?

Have someone read this story aloud.

- 3) Is there a sin to avoid? Promise to claim? Example to follow? Command to obey?

Large Group Discussion Additional Learning:

- 1) Summarize Jesus' instructions in Luke 10:
 - Go where God sends you
 - Pray for laborers
 - Enter the area proclaiming the Kingdom
 - Do not waste time or get distracted
 - Visit the house of peace candidate, engage him and family if possible
 - Give greetings/ask spiritual interest type of questions
 - If favorable response, give blessing and ask evangelistic questions; if unfavorable response, move on to the next place.
 - Stay in the house of peace
 - Fellowship with them
 - Look for spiritual hunger

- 2) Look specifically at verses 5-7. What does Jesus tell his disciples to do? What does he tell them **not** to do?
 - [Do: Greet, evaluate response, if favorable response, stay, eat, drink.]
 - [Do **Not**: Go from house to house.]

- 3) Why? Why does Jesus tell them **not** to go from house to house?

- 4) In Luke 10, Jesus does not explain why we are to search for a person of peace, and not go from house to house. Perhaps we can learn why by looking at other examples in the New Testament. Ask participants, "*Can you think of any examples in the New Testament where Jesus, or one of the disciples, goes into a new place to evangelize, finds an open person, and stays with that person?*" [Possible answers: Zaccheus, Samaritan woman at the well, Cornelius, Lydia, Philippian jailer, Gadarene Demoniac].

- 5) For each of these example ask:
 - Did the evangelist (Jesus or Peter or Paul) need to go from house to house after they found that person (Zaccheus, Samaritan woman, Cornelius, Lydia, etc.) to effectively evangelize that area? Why not? [It was not necessary to go from house to house because the person of peace gathered their friends and family].

 - What would have happened if, instead of staying with the person of peace, the evangelist had asked that person (Zaccheus, Cornelius, Samaritan woman, etc.) to come to their church or Bible study, or evangelistic meeting? [Perhaps that one person would have come; but the evangelist would have missed the opportunity to reach their friends, family and neighbors]

Trainer:

Who is a Person/House of Peace?

A person of peace is not just a friendly person, not just a person who offers hospitality. In the gospels, Jesus tells us what we are looking for:

- 1) **Open to the gospel:** A person of peace is an unbeliever who has been prepared by the Holy Spirit and is ready to receive the gospel.
- 2) **Reputation:** A person of peace is well-known in their community, whether for good or for bad. Some biblical examples had a good reputation, like Cornelius. Others were well-known for their bad reputations, like the woman at the well and Zaccheus. Yet when each accepted Christ, their character was radically changed. God gained the glory for this transformation.
- 3) **Circle of Influence:** A person of peace is willing to introduce his or her circle of influence to Christ. They tell others about the great things Jesus has done for them.
- 4) **Helpful:** A person of peace is willing to help Christian workers.

“Test” for a Person of Peace: When we meet a person who is interested in spiritual things, we can simply ask: “do you have friends or family members who would be interested in hearing what we have been talking about?” If they are a person of peace (like Cornelius or the Samaritan woman) they will probably have a number of people they know who also need to hear the gospel. Help the person of peace to make their own friends and family list and train them to share the gospel with the people on the list.

Are you eating the fruit, or planting an orchard?

Think of a ripe piece of fruit. It is good to eat. But it is good for more than that. If you cut it open, it is filled with seeds. Each seed, if planted and cared for, has the potential to become a fruit tree – that will produce many fruit. In that one piece of fruit, there is the potential for an orchard of many, many fruit trees – all of them producing fruit. But, often, we scoop out the seeds, throw them away and eat the fruit.

A person of peace (think of Cornelius or Lydia or the Samaritan woman at the well) is like a piece of fruit. Often, when we find a spiritually open person, we invite them to our church or our cell-group. That is great! We have added one more member. That is like eating the fruit and throwing out the seeds. It is delicious, but there’s only one. It is even better if we can see the “seeds” within them – the potential to reach their many friends and family members. We can focus our attention on the person of peace, in their own house or place of business. We can stay with them, eat with them and help them start a small group or church in their own place – so that they can reach their own village with the gospel. In that way we can be used by God to plant an “orchard” of fruitful believers beginning with the person of peace.

Field 1: Empty Field – Go & Pray



Key Question – *Who will I share the gospel with?*

Key Scripture – **Luke 10:1-3**

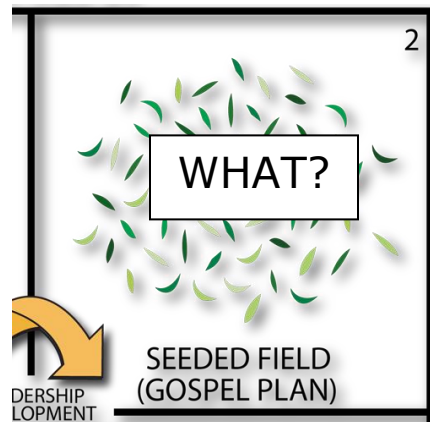
Trainer:

“Prayer Evangelism” is a simple method for finding a house of peace. The idea comes from Luke 10. It is not complicated. We go to the place where God is calling us. We walk through it, usually in pairs. As we walk, we pray for the needs we see. While walking and praying, we talk to people we encounter - asking if we can pray for them. Often, offering to pray will open the door for a spiritual discussion and allow us to find spiritually open people who might be people of peace.

Trainer:

Explain “Getting Started with Prayer Evangelism” from the Trainer Notes. (Later, we will take a few hours to send the whole team out, two by two, to do prayer and evangelism in the nearby community.)

Field 2: Seeded Field – Sow the Reproducing Gospel



Key Question – *What will I say to explain the gospel?*

Key Scripture – **Romans 6:23**

Trainer:

What is the good news? Most religions have a set of rules. They teach that if you follow the rules, God will accept you. Hindus are required to make sacrifices to their gods and are not permitted to eat beef. Muslims are required to pray five times a day and are not permitted to eat pork. They work hard to follow the rules, in hope that God will accept them.

Biblical Christianity is different – not because it has better rules. Christianity teaches that nobody can follow the rules well enough to earn God’s acceptance. We all fail. We all break God’s rules and deserve to die and go to Hell. But God did an amazing thing: he took a human body and came to Earth. That’s Jesus. He lived a perfect life and never did anything wrong. He’s the only man who did not deserve to die. But he died. He was falsely accused, unjustly tried, tortured and crucified. When he died, he was not paying for his own sins – he didn’t have any. He was paying the price that we deserved to pay. Then, he rose from the dead – demonstrating his power and proving his worthiness. Now, God offers us forgiveness and new life – not because we deserve it, but because he paid for it. To us, it is a free gift. It is God’s grace. It cannot be earned. It can only be accepted, with love and thanks.

That is the gospel. It is not about what we do to earn God’s acceptance. It is about what God has done to bring us back to him.

There are many different methods and tools that can be used to explain the gospel. Lesson 2 of Short Discipleship teaches one simple method. Learn it and try it – at least 100 times. After trying it, you may decide that another method would be more effective where you are

working. That's fine. Just be sure it is: 1) biblical, 2) simple and easily understood by the local people, and 3) easy to train others to use. If it requires extensive training or expensive materials, it will not reproduce.

Demonstration:

Demonstrate for the large group the Activity in Lesson 2 of Short Discipleship contained in the Simple Group Guide – Creation to Christ. **Training Tip:** Be sure to emphasize *What to Do If They Say "Yes"* in Lesson 2 of the Short Discipleship.

Pair up & Practice:

Then, pair up and let each person practice telling the Creation to Christ story.

Pair up & Practice Again:

Pair up with a different person, and give each person a chance to practice telling the Creation to Christ story.

Duckling Discipleship



When we train a new believer to evangelize his or her friends and family, we are doing "duckling discipleship". Think of a mother duck leading her ducklings to water. They usually walk in a single file. Only the first duckling follows the mother. The rest follow another duckling. The duckling does not need to be a mature duck to lead the one behind it. It needs only to be one step ahead of the next duck.

The same is true of our spiritual lives. Jesus is the only One who is totally mature. We each follow and learn from someone one step ahead of us in maturity. And even the newest disciple can lead someone who is at least one step behind him. So, even a new believer can teach someone who does not yet know Christ. They may not know much, but they know something. They know how to believe in Jesus. And they can teach that to their friends and family. In that way, even the newest believer can obey Jesus' Great Commission command to "make disciples."

As the Apostle Paul said, "Follow my example, as I follow the example of Christ."
I Corinthians 11:1

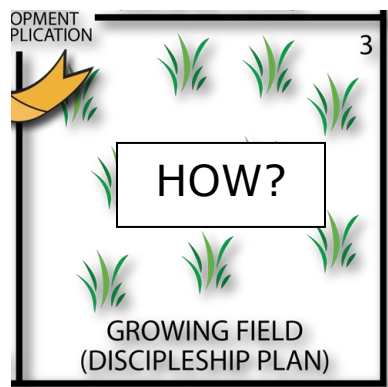
Demonstration:

Use four volunteers to visually demonstrate “duckling discipleship” as the ducklings follow their mother and their brothers and sisters.

Field Practice: Allow 1½ to 2 hours for the participants to do prayer evangelism (in pairs). As they meet people, they should share their story (which they practiced in Session 2) or the Creation to Christ story. Before they go:

- 1) Review “Getting Started with Prayer Evangelism” from the Trainer Notes,
- 2) Remind them of what to do if they say “yes”, from Lesson 2 of Short Discipleship in the Simple Group Guide.

Field 3: Growing Field – Multiply Disciples in Small Groups



Key Question – *How can we make obedient, multiplying disciples?*

Key Scripture – **Matthew 28:20**

Trainer:

We are now in the third field. We are looking for a “reproducing discipleship” plan. Biblical discipleship, always, is based on a personal, loving, relationship. The discipleship groups we are forming will only work if the group members genuinely love each other. To achieve reproducing discipleship, we need a short-term discipleship plan – a few simple lessons, designed for new believers, to start them down the path to spiritual growth. The Short Discipleship will also guide the group toward becoming a New Testament church. Then, we need a long-term discipleship plan – an ongoing pattern that groups can follow, for the rest of their lives, as they become disciples who obey Jesus’ commands. Both of these plans will use the same kind of small group. We call these “3/3rds Groups” because the meeting is divided into three main parts.

In this session, we will practice a “3/3rds” disciple-making group.

The 3/3rds meeting is broken into three basic parts: 1) “Look back” (a review of what has happened in the past; including checking on plans and goals from the prior meeting and a reminder of God’s continuing vision to multiply), 2) “Look up” (a new lesson from God’s word), and 3) “Look forward” (practice, planning and prayer for implementation in the future). The 3/3rds Meeting Format from the Simple Group Guide is one way to achieve this.

Explain the 3/3rds Meeting Format from the Simple Group Guide.

Review 3/3rds Group Leaders’ Dos and Don’ts from Simple Group Guide.

Discovery Groups:

Gather in groups of three to five people. Have each group select a new leader.

Practice Lesson 1, The Sinful Woman – Luke 7:36-50, from the Hope lessons. Allow about 90 minutes to practice the full 3/3rds meeting.

See Trainer Notes for **Training Tips** on practicing Hope Lesson 1.

Large Group Discussion Additional Learning:

Discuss how groups went.

Ask: *"Which parts of the 3/3rds meeting do you think are most important for multiplication of obedient disciples and multiplication of groups?"*

- The **CAPITALIZED PARTS** on the 3/3rds **MEETING FORMAT (CHECK, MULTIPLICATION VISION, PRACTICE and COMMITMENTS)** are the parts that are most important for multiplication. They are also parts that are very easy to skip or neglect. If you neglect these, the group is unlikely to multiply disciples or groups. Group meeting time should be divided evenly: Roughly 1/3 of your time should be spent on each third of the meeting. Two of the most important CAPITALIZED PARTS are toward the end of the meeting – PRACTICE and COMMITMENTS. If you allow Care and Prayer or Bible discussion time to run too long, you will not have time to do PRACTICE or COMMITMENTS. It would be better to cut your fellowship short, or cut your lesson short, than to lack time to PRACTICE and make specific COMMITMENTS.

Ask: *"What do you have if you leave out the CAPITALIZED PARTS?"*

- If you don't share VISION TO MULTIPLY, if you don't make specific COMMITMENTS, if you don't CHECK on those commitments, if you don't PRACTICE – you have the typical small group or cell group meeting that many of us have participated in for most of our Christian lives. That is why we are not seeing multiplication – we are not doing the CAPITALIZED PARTS.

Ask: *"What's different about a 3/3rds group?"*

3/3rds groups are different because:

- 1) People learn by participating. The leader asks questions. The leader's goal is to get others to talk, rather than doing the teaching himself. It is a DISCUSSION, NOT a SERMON.
- 2) We emphasize God's MULTIPLICATION VISION at every meeting.
- 3) Every person makes specific plans and COMMITMENTS to "Do" what the story teaches and "Share" the story, the gospel or his personal testimony.
- 4) We PRACTICE. We practice telling the Bible story, and we practice doing what the story taught us (e.g., sharing our testimony, sharing the gospel, prayer, baptism, etc.).
- 5) We CHECK. We hold people lovingly accountable to fulfill their commitments to the Lord.

These 3/3rds groups are designed to accomplish the goal Jesus has given us: to "make disciples ... teaching them to obey everything I have commanded you." Matthew 28:19-20.

Trainer:

A few key points about accountability: Commitments and Check. If we are not careful, this can degenerate in two possible ways:

- 1) It can become harsh legalism, or,
- 2) It can become general aspirations - hopes and wishes rather than a concrete plan to obey.

As leaders, we must guard against both of these.

The motive and spirit of accountability is not to judge or criticize. It is to love the members of the group. The best thing I can do is to wholeheartedly obey God. The best, most loving, thing my Christian brother can do for me, is help me to obey God. As it says in Hebrews 10:24, "let us consider how we may spur one another on toward love and good deeds ..."

When people are making their "do" and "share" commitments, allow time for them to pray beforehand – asking God to guide them into what he wants them to do. That way, the commitment is not just checking off a box in the 3/3rds process. It is a heartfelt step of obedience to the Lord.

Guide your group members toward specific commitments. Often, they will make general commitments like "I need to love God more." This is true, but it is not a concrete plan to obey. If a group member makes a general commitment, say something like, "That's great. It is so important to love God. This week, what is one specific thing you could do to love God more?" Often, they will respond with something slightly less general, but still not specific. For example, they might say, "I need to pray more." Again, don't criticize, but encourage more specificity. "Fantastic! Praying is a great way to love God. This week, specifically, what are your plans to pray more?"

Make sure that someone in the group writes down the commitments and bring the list to the next meeting. People will not do what they cannot remember. And they are likely not to remember unless they are written down.

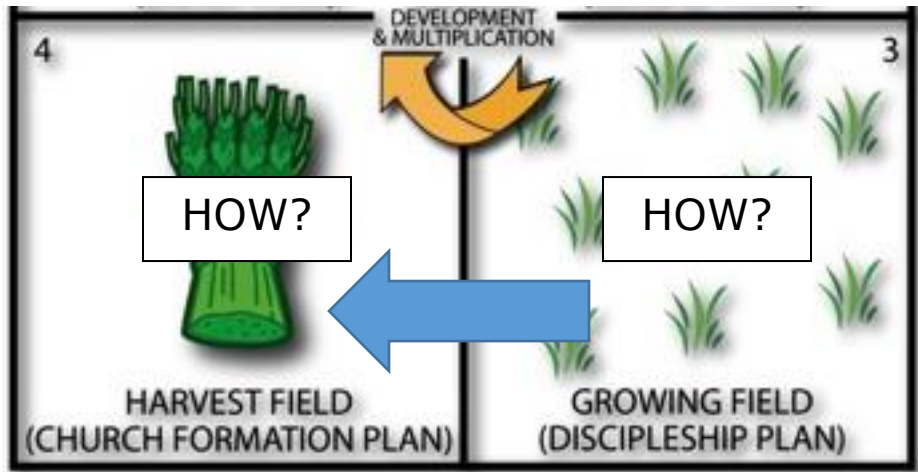
Often, when you "Check" (during the 1st third of the meeting) you will find that some of the group members have not fulfilled their commitments. How you respond will quickly establish the climate of the group. You want to uphold the importance of keeping our commitments; while encouraging love and understanding toward group members. The leader should take the time to understand why; and respond appropriately. Sometimes (infrequently), the problem is lack of understanding. A person did not keep their commitment because they did not understand it. For example, they were supposed to share the Creation to Christ story, but they thought they were supposed to share their personal testimony. In that case, simply explain and keep the commitment on the list to check at the next meeting. Or (more common), maybe they didn't keep their commitment because they lacked opportunity. Perhaps they committed to share their testimony to a relative; but the relative was out of town all week. Again, keep the commitment on the list to check at the following meeting. Or (also common), maybe they just forgot. Again, keep it on the list for the next meeting. If they "forget" repeatedly, you may need to talk to them about the seriousness of keeping our promises to the Lord, or help them think of a way to remind themselves of their commitments.

Sometimes, people will fail to keep their commitments because they don't feel able, or are afraid. Then, you may need to help them practice, or role-play the situation, so that they feel competent and confident. In some cases, you may want to go with them. For example, a group member may make a commitment to evangelize at a local shopping mall. But, they are afraid. You may want to go with them, to help and encourage.

Sometimes (rarely), the failure to keep a commitment will be an intentional decision not to obey what God told them. If this occurs, meet with the individual privately.

Use the "Practice" time (in the 3rd third) as an opportunity to role-play situations relating to the Commitments, whether it is teaching someone something, sharing the gospel, or having a difficult conversation.

Field 4: Harvest Field – Become a Church



Key Question – *How can the group become a healthy New Testament church?*

Key Scripture – **Acts 2:40-47**

The goal is to help the 3/3rds group become a healthy New Testament church. Lesson 8 of the Short Discipleship is designed to do that.

Trainer:

Demonstrate Lesson 8 (Become a Church) from the Short Discipleship in the Simple Group Guide. See Training Tips in the Trainer Notes.

Pair up & Practice:

After demonstrating, ask participants to pair up and practice training each other in Acts 2:40-47 and church circles to evaluate a small group and develop a plan to move toward becoming a healthy New Testament church.

Field 5: Multiply Leaders



Key Question – *How do I develop and multiply leaders and trainers?*

Key Scripture – **Luke 6:12-13, II Timothy 2:2-6, Mark 3:13-15, 6:6b-13, 6:30, 16:15**

Trainer:

When the time is right the farmer goes into the field, gathers the fruit of his harvest and takes it to his storehouse. From the harvest, he selects the best of the grain to use as seed for next planting season – more seed than he started with, so his harvest grows greater every year.

Discovery Groups:

Gather in groups of three to five people. Have each group select a new leader.

Discuss Luke 6:12-13, II Timothy 2:2-6, Mark 3:13-15, 6:6b-13, 6:30, 16:15.

- What do you learn about choosing potential leaders?
- List, step by step, the leadership training process that Jesus used in Mark.
- Each participant to make a list of potential leaders they are working with (no more than five).

Large Group Discussion Additional Learning:

Ask each Discovery Group to report what they learned about choosing and training leaders.

Trainer:

Conclusions:

1) Focus on a Faithful Few

Even Jesus could not train everyone as a leader. He had to narrow his focus. He had to choose a few to focus on. (Luke 6:12-13). Choosing those few was a critical decision; so Jesus spent the entire night praying. We, too, have to choose a few to focus on. In II Timothy 2:2, Paul tells Timothy to invest in training faithful men. He does not say smart men, educated men or articulate men. A faithful man is a man who obeys what he knows. He may not know much, but when he learns something from God's word, he does it.

- When choosing potential leadership disciples, look for:
 - Those who are willing, but not able - *(Look for people who are doing what they know, even if they don't know much),*
 - Those who are using what they have - *(Look for those who are using the training they have received. You're looking for doers not hearers).*

2) The Training Cycle: Model, Assist, Watch and Leave

Let's look at how Jesus trained his disciples to evangelize. First, he began with a close, personal, relationship. He spent time with them. He loved them. Then he helped them move through a cycle of leadership development:

- **He "MODELED" or demonstrated by example.** From the start his goal was for them was "that they might be with him and that he might send them out to preach." Mark 3:14. First, he showed them how. He showed them the example as "Jesus went around teaching from village to village." Mark 6:6b
- **He "ASSISTED" or explained what they needed to do.** Second, he explained what they needed to do then sent them out to do it. (Mark 6:7-11 contains the instructions Jesus gave them.)
- **He "WATCHED" from a distance and gave advice as needed.** Then Jesus' disciples went from town to town, evangelizing. Apparently, Jesus did not go with them, but sent them out and waited for them to return to him. When they returned, they discussed what had happened and Jesus gave advice and suggestions. Mark 6:30
- **He "LEFT" and expected those he had trained to carry on without him.** Jesus did not stay here on Earth forever. He left and commissioned the leaders he had trained to carry on his work. Mark 16:15

Like Jesus, we need to understand the leadership training cycle.

MODEL – Show others how to lead by modeling biblical ministry, leadership and life patterns.

ASSIST – Give new leaders responsibilities. Explain how to do it. Allow them to do it. Then help them as needed.

WATCH – Oversee from a distance, checking in occasionally, giving advice when requested and addressing problems when needed.

LEAVE – Entrust your new leaders to God, his Spirit and his word. Leave them in charge, and move on to other ministry.

“Model” and “assist” are brief. Potential leaders should watch you do ministry just a few times before they are asked to do it themselves. “Watching” can last for many years. The most common mistakes are: Modeling too much and doing the rest (ASSIST, WATCH and LEAVE) too little. So, for example, when you start a new home group, you may want to MODEL by leading the Bible discussion once, twice or – at the most- three times. After the second time, ask one of the new believers “will you ask the discussion questions next time.” They might be a little nervous. Meet with them separately, before the next meeting. Review the lesson and give them a chance to practice. (You are ASSISTING, here.) Then, let them lead. If you need to correct anything, wait until after the group has finished its meeting. If you correct in front of the group, you will prevent the group from accepting the other person as leader.

Training is like learning to ride a bicycle.

Children see parents and others riding bikes, which helps them to understand what the activity involves. The parent is **modeling**. Modeling is necessary, but brief. The child just needs to see someone riding a bicycle to understand the general idea. Nobody ever learned how to ride a bicycle by just watching. To learn, it is necessary to get on the bike and try to ride.

When she is old enough and big enough, Mom or Dad helps her mount, holding onto the seat and handlebars, so she can learn to balance, pedal and navigate. The parent is **assisting**.

As quickly as possible, Mom or Dad lets go of the bicycle. The child may fall and skin a knee, but she gets up and gets back on. The parent gets her going and then let’s go again. She may fall again. And the pattern continues, until finally the child is able to maintain her balance and ride the bicycle successfully. Now the parent is **watching**.

When Mom and Dad are satisfied that the child can ride by herself and that she understands the basic rules of safety, they go back in the house and leave her on her own. Finally, the parent is **leaving**.

Demonstration: Ask two participants to visually demonstrate how leadership development is like learning to ride a bicycle.

Discovery Groups:

Discuss the people on your list of potential leaders:

- Where are they in the MODEL, ASSIST, WATCH and LEAVE progression?
- How can you move them to the next step? Plan out specific steps.
- Pray, together, for your potential leaders.

Plan to Do the Lord's Vision

Trainer:

We know how the story ends. One day "the earth will be filled with the knowledge of the glory of the LORD AS the waters cover the sea." Habakkuk 2:14.

We know our job: "make disciples of all nations, baptizing them ... and teaching them to obey" Jesus' commands – including the command to make disciples. Our job is to make disciples who make disciples.

We've learned Jesus' strategy – the four fields of multiplying disciples.

Now, it's time to make specific plans to put into practice – to obey – what we've learned.

Individual:

Each person should write down specific "Do" and "Share" commitments to put into practice what they have learned in this training.

- 1) **"Do":** *What does God want you to do to put into practice what you've learned? (Make plans as specific as possible, focusing on what you will do in the next 14 days).*
- 2) **"Share":** *With whom will you share what you have learned? (Make specific plans of who you will train in what you have learned.)*

Ask each person to write down two copies of their "do" and "share" commitments. They should keep one copy and hand the second copy to the trainer. The trainer will then pray for the commitments and "check" to hold the trainees accountable.

Pair up & Practice:

Commissioning Prayer - Pair up and pray for the specific commitments.

Large Group Discussion: Additional Learning

Ask a few people to share their commitments.

Trainer Notes

Four Fields: See The Lord's Vision

ILLUSTRATION: The China House Church Movement

Protestant missionaries had been in China since 1807. By 1949 there were 6,000 missionaries and about 20,000 protestant churches totaling about a million members.

In 1949, Chairman Mao Tse-tung evicted all foreign missionaries from China. Christians were harshly persecuted and many fell away. By the end of the Cultural Revolution in 1976, there were, perhaps, 100,000 – 200,000 believers remaining. It was difficult to see how the church could survive.

But something amazing happened. The believers, without any outside support, were forced to figure out how they could follow Jesus, and make disciples, in this harsh reality. Many were imprisoned. Many killed. While in prison, many shared their faith with other prisoners. When released, those prisoners took their new-found faith back to their home villages – spreading the faith throughout the country. To survive, they were forced to develop a new kind of church. They met secretly in small groups, mostly in homes. The meetings were very simple, without many paid leaders. Churches like this can reproduce rapidly and freely, without need for years of seminary training or facility fund-raising campaigns. And they did.

Today, not quite 70 years later, there are probably more than a hundred million believers in China. The church has multiplied a thousand-fold in less than seventy years. It happened because:

1. God worked.
2. Deeply committed disciples made disciples who made disciples.

God, in his providence, put the Chinese believers in a situation where they could only use a very simple kind of church; that could multiply rapidly because it did not require lots of money or many years of training.

Demonstration: Leader A & Leader B – Discipleship vs. Evangelism

- Ask two volunteers to come to the front of the room. Have one stand on the right side and the other on the left side of the front of the room. One is "Leader A" (evangelism). The other is "Leader B" (discipleship).
- Explain that both Leader A and Leader B are great people who love God, love God's word, love God's people and love the lost. But, there is a difference: Leader B understands the importance of making multiplying disciples; Leader A does not.
- Ask, both Leader A and Leader B go out to evangelize. Each one brings one audience member back to the front as a new convert.

- Leader B disciplines his new convert so that he learns to evangelize as well.
- Leader A goes out to evangelize again, leaving his new convert standing in the front. Leader A brings back one more new convert to his group in the front of the room.
- Leader B goes out to evangelize again, but he brings his new convert with him. They each (both Leader B and his new convert) bring new converts back to their group in the front of the room.
- Leader A goes out again, by himself, bringing back one new convert.
- Leader B and his believers go out together – each one bringing a new convert back.
- Repeat until the whole audience is standing in front.

As the whole group is standing in front, discuss:

- Which group would you rather be in, A or B? (Normally, most will express desire to be in group B) Why? (Correct answers include: because it is growing; because everyone has a something important to do; everyone is involved; there's a sense of togetherness of family)
- Which leader would you rather be, A or B? Why? (Answers might include: because leader B doesn't feel alone – others are working alongside; because his group is growing; because everyone is happy and excited about what God is doing)
- What makes the difference between leader A and leader B? (The important difference is what they think is their job. Leader A thinks it is his job to do the ministry. Leader B thinks it is his job to train others to do the ministry.)
- Which leader do you most resemble?

Field 1: The Empty Field – Go & Pray

GETTING STARTED WITH PRAYER EVANGELISM:

1. **Focus on the goal:** Finding persons of peace and houses of peace.
2. **Join with others:** Go “two by two,” as it says in Luke 10. Larger groups should split into pairs or threes.
3. **Set aside a specific time and designate a specific area.**
4. **Listen to God:** In prayer evangelism, God gives insight through:
 - Observation: Seeing garbage on the streets may trigger you to pray against the garbage in peoples’ lives, for example.
 - Research: From research you might find there are specific pockets of crime, injustice, or occult practices; which might give you direction for prayer.
 - Revelation: You may be led by the Holy Spirit to pray for a certain direction or to pray certain Scripture.
5. **Offer to pray for people you encounter and share the gospel as you meet people:** As you meet people, say something like “We want to be a blessing to this community, so we are praying for people. Can we pray for you? If God could do a miracle in your life, what would it be?” Then, pray for that request – out loud, then and there. If they give you a general response, pray blessings on them and their family. If you have time, share the first story in the Hope lessons with them. If they are still interested, simply share the gospel and invite them to follow Jesus.
6. **Coordinate efforts, re-gather & report if you are with a larger group.**

Field 3: Growing Field – Multiply Disciples in Small Groups

Training Tip: Practicing Hope Lesson 1:

- It may be easiest to do this (this first time) by doing each third separately. For example, divide into groups, have each group select a new leader, and remind the leaders of the elements of the 1st third. Specifically, the leaders will need to decide how they are going to do “Worship” and what they will say to share “Multiplication Vision.”
- Allow 20-30 minutes to practice the 1st third.
- Gather again as a large group, and coach the leaders on the 2nd third. Since they have not practiced telling the story, you may need to tell the story to the entire group, then let them discuss in their small groups. (Or, you could pre-select leaders and, in advance, ask them to prepare to tell the story to their group)
- Allow 20-30 minutes to practice the 2nd third.
- Then, gather as a large group, and coach the leaders on the 3rd third. Reemphasize the importance of practicing and making clear, specific commitments.
- Allow 20-30 minutes to practice the 3rd third.

Field 4: Harvest Field - Become a Church

Training Tips for demonstrating Short Discipleship Lesson 8 (Become a Healthy New Testament Church):

- In advance, ask one member from each Discovery Group to practice the story Acts 2:40-47 so they can tell it to their groups.
- Break into groups. Have them do the 2nd third – Look Up – consisting of: Tell/Retell, God? People? Read. Sin? Promise? Example? Command?
- Then, gather as a large group, and lead them in the practice, as follows:
 - How would you have liked to belong to that church?
 - Why? What was good about that church?
 - In this story, there are some things that God did, and some things that Jesus' followers did. Let's list them.
 - Make a list, in two columns, listing what God did and what Jesus' followers did in the Acts 2 story. The list should look something like the list below:

GOD

Pierced hearts
Many saved
Many wonders & signs
Everyone filled with awe
People saved every day
Church had favor with the people

JESUS' FOLLOWERS

Evangelize
Baptize
Apostles' Teaching (Bible)
Prayer
Fellowship
Breaking of bread (Lord's supper)
Financial ministry
Leadership
Praising God (worship)

- Draw the symbols (from Lesson 8) next to each of the things that Jesus' followers did.
- Draw a "church circle" and explain how a group can evaluate itself using these symbols.

Sample Training Schedules

2½ day “Intensive”

Often, it will be necessary to complete the entire training in two to three days. Here is a schedule.

Day 1

Afternoon

Four Fields: See The Lord’s Vision

Field 1: Empty Field – Start with Friends & Family

- Practice the Activity (Make A List and Tell Your Story) from Short Discipleship Lesson 1 in the Simple Group Guide.

Evening

Field 1: Empty Field – Find a House of Peace

Field 1: Empty Field – Go & Pray (prayer evangelism)

Day 2

Morning

Field 2: Seeded Field – Sow the Reproducing Gospel

(The group will be evangelizing in the afternoon, so it is essential to allow plenty of time to practice the evangelism method taught in Lesson 2 of Short Discipleship).

Long lunch

Prayer evangelism practice. To save time, allow 2 to 2½ hours for lunch and prayer evangelism. Have people eat lunch in various locations outside the conference area, while going, eating and returning they can practice prayer evangelism, share their stories, and evangelize using method taught in Short Discipleship Lesson 2.

Afternoon

Debrief prayer evangelism

Field 3: Growing Field – Multiply Disciples in Small Groups

Practice 3/3rds group using Hope Lesson 1

Day 3

Morning

Field 4: Harvest Field – Become a Church

Practice “Church Circles” exercise from Short Discipleship Lesson 8

Afternoon

Field 5: Multiply Leaders

Plan to do the Lord’s Vision

Weekly Meetings

When possible, it may be more effective to conduct the training over a series of weekly meetings. This will allow disciples more opportunities to absorb and apply what they are learning. Allow 2 – 2½ hours to meet each week. (Or, you can meet every second week, so disciples can meet with new groups on “off” weeks).

Week 1

Short Discipleship Lesson 1 (full 3/3rds, including make a list and tell your story). To impart vision to multiply: Use Genesis 6:17-18 (Noah and his family), Genesis 19: 12-16 (Lot and his family), Joshua 6:17-25 (Rahab and her family), Mark 5:18-20 (the Gadarene demoniac and his friends and family), Acts 10:24-46 (Cornelius and his friends and family), Acts 16:14-15 (Lydia and her household), Acts 16:27-34 (Philippian jailer and his household).

Four Fields: See The Lord’s Vision

Field 1: Empty Field – Start with Friends & Family. (By doing Short Discipleship Lesson 1, you have effectively taught this section.)

Homework Assignment: Pray for your list daily. Share your story with five or more people on your list.

Week 2

Short Discipleship Lesson 2 (full 3/3rds, including activity).

Field 2: Seeded Field – Sow the Reproducing Gospel. (By doing Short Discipleship Lesson 2, you have effectively taught this section.)

Homework Assignment: Pray for your list daily. Share your story or the gospel with five or more people.

Week 3

Hope Lesson 1 (full 3/3rds)

Field 1: Empty Field – Find a house of peace

Field 1: Empty Field – Go & Pray (prayer evangelism)

Homework Assignment: Pray for your list daily. Share your story or the gospel with five or more people on your list. Plan prayer evangelism in a new neighborhood to find a house of peace.

Week 4

Short Discipleship Lesson 3 - Baptism (full 3/3rds, including activity)

Field 3: Growing Field – Multiply Disciples in Small Groups (this will be an explanation of the 3/3rds process that you’ve already been modeling)

Homework Assignment: Pray for your list daily. Share your story or the gospel with five or more people. Baptize any participant who has not yet been baptized.

Week 5

Short Discipleship Lesson 4 – Prayer (full 3/3rds, including activity)

Hope Lesson 2 – practice 2nd third

Homework Assignment: Pray for your list daily. Share your story or the gospel with five or more people. Pray daily.

Week 6

Short Discipleship Lesson 5 – the Word (full 3/3rds, including activity)

Hope Lesson 3 – practice 2nd third

Homework Assignment: Pray for your list daily. Share your story or the gospel with five or more people. Pray and read three chapters daily.

Week 7

Short Discipleship Lesson 6 - Love (full 3/3rds, including activity)

Hope Lesson 4 – practice 2nd third

Homework Assignment: Pray for your list daily. Share your story or the gospel with five or more people. Pray and read three chapters daily. As a group, make a plan. How can you show love to your neighbors or community?

Week 8

Short Discipleship Lesson 7 – Persecution (full 3/3rds)

Hope Lesson 5 – practice 2nd third

Homework Assignment: Pray for your list daily. Share your story or the gospel with five or more people. Pray and read three chapters daily.

Week 9

Short Discipleship Lesson 8 – church circles (full 3/3rds, including activity)

Field 3: Harvest Field - Become a Church (you have largely taught this, by doing Lesson 8). Have each participant plan “next steps” for a group they are involved with to move toward becoming a New Testament church (as taught in the church circles exercise)

Hope Lesson 6 – practice 2nd third

Homework Assignment: Pray for your list daily. Share your story or the gospel with five or more people. Pray and read three chapters daily. Implement “next steps” to help group become New Testament church.

Week 10

Hope Lesson 7 (full 3/3rds)

Field 5: Multiply Leaders. Have each participant evaluate potential leaders he is working with and plan “next steps” to advance those potential leaders through the “model, assist, watch and leave” process.

Homework Assignment: Pray for your list daily. Share your story or the gospel with five or more people. Pray and read three chapters daily. Implement “next steps” in the “model, assist, watch and leave” process.

Simple Group Guide

Simple Group Basics

SMALL. Keep groups small. Start groups around circles of relationships - people who already know each other. Meet where these people already gather; like a home, a café or under a tree.

DISCUSS AND DISCOVER. Lead by asking questions rather than preaching. Focus on the Bible. Trust the Holy Spirit to help each person discover the meaning of Scripture. Make sure everyone participates.

OBEY & TRAIN. Groups are obedience-based, not just knowledge focused. Make practical and specific commitments each meeting and review them the next meeting.

SELF-FEEDING. Train everyone to feed themselves, relying on God and the Bible. Everyone learns how to: 1. Tell others about Jesus, 2. Learn from the Bible, 3. Pray, 4. Help and encourage other believers, and 5. Boldly face persecution and hard times.

MULTIPLY AND MENTOR. Meet with new leaders as they start new groups. Train them to do the same for others. Keep everyone connected for ongoing training and accountability.

3/3rds Meeting Format

FIRST

Look Back.

Care & Prayer: Share thanks & struggles. Pray for specific needs.

Worship.

CHECK “Do” & “Share” Commitments from last meeting.

MULTIPLICATION VISION – brief story, testimony, song, slogan or Bible story to impart vision for multiplication.

SECOND

Look Up.

Tell/Retell. Tell the Bible story; ask a listener to retell (or pair up and everyone retell). Discuss:

- 1) *What did you learn about God, Jesus, or the Holy Spirit?*
- 2) What did you learn about people?

Have someone read the story aloud.

- 3) *Is there a sin to avoid? Promise to claim? Example to follow? Command to obey? (Look for “sins”, “promises”, “examples” or “commands” that are plainly in the story. Don’t expect to find all of them in every story.)*

THIRD

Look Forward.

Read or tell the story again.

PRACTICE. Pair up & practice telling the story. Or, if there is an activity in the lesson, train and practice that activity.

COMMITMENTS: (Pray, individually, before making commitments; make specific commitments; write commitments down to check next meeting)

1. **“Do”:** *What does God want you to obey from this story?*

2. **“Share”:** *With whom does God want you to share this story, your testimony or the gospel?*

Commissioning Prayer. Pair up and pray for every member individually. Ask God to give the strength to fulfill the commitments they’ve made.

The 3/3rds Meeting items in CAPITAL LETTERS are critical for multiplication. Never skip CHECK, MULTIPLICATION VISION, PRACTICE or COMMITMENTS.

Leaders' Dos and Don'ts

- **Do** stick to the Bible stories, without expanding, or editorializing.
- **Do** talk less than 30% of the time. Let your group talk 70%.
- **Do** let the Holy Spirit work, rather than looking for right answers
- **Don't** talk about other Bible passages or other books or sermons.
- **Don't** talk about politics or other topics which are appealing, but not related to the Bible story.
- **Don't** dominate the conversation; let everyone participate

HOPE

For Open People

Follow the 3/3rds meeting format. Use the stories listed below for the "Look Up" portion of your meetings. At the end of each Hope session, invite the participants to follow Jesus. If they say "yes," immediately begin with Short Discipleship.

1) **The Sinful Woman** - Luke 7:36-50

In this story Jesus forgives a sinner and she responds with real worship

2) **Two Men Went to the Temple to Pray** - Luke 18:9-14

The parable of the Pharisee & the Tax Collector teaches that the kingdom is for humble and repentant sinners, not for the proud and self-righteous.

3) **Two Rich Men** - Luke 18:18-30 & 19:1-10.

This is really two separate stories. You may want to spread them over two meetings. If you do, make sure to draw attention to the contrast between the response of the rich young man (a "good" man) and the response of Zacchaeus (a "sinner"). In these stories the rich young ruler, Peter, and Zacchaeus weigh the cost of following Jesus. Following him should be more important to us than any cost.

4) **The Unmerciful Servant** - Matthew 18:21-35

This story of the merciful king shows us how God's forgiveness should change our lives. Following Jesus should transform us.

5) **The Trial & Crucifixion of Jesus; the Thief on the Cross** - Luke 22:66-23:25 & 23:32-43

This story depicts Jesus' death on the cross and his forgiveness of a criminal. Even the Romans had to admit that Jesus had not sinned, yet Jesus refused to avoid the cross, which is presented in graphic, painful detail. Even on the cross, Jesus is loving the people around him and offering forgiveness to those who seem unforgivable.

6) **Jesus Rises from the Dead** - Luke 24:1-33

This story describes the hope we can gain from Jesus' resurrection.

7) **The Lost Son & His Father** - Luke 15:1-2,11-32

This story shows us that the heart of God is eagerly looking for all who will return to him.

SHORT DISCIPLESHIP

For New Believers

Follow the 3/3rds meeting format. Use the stories listed below for the "Look Up" portion of your meetings. Use the following Activities for the "Practice" portion of your meetings.

1) **Repent & Believe**

Story: Mark 5:1-20 - Pay particular attention to verses 18-20.

Do you think the demon-possessed man was sincere when he said he wanted to follow Jesus? Why? How do you know?

When the man went to tell his friends and family about what God had done, what do you think he said? He probably said something like: 1) "You know how I was." 2) "Then I met this man, Jesus, and he cast out the demons." 3) "Here's how my life is now." 4) "Would you like to follow Jesus, too?"

Every Christian has a story like that man – with the same 4 parts. Like him, we should tell our friends and family.

Practice Activity: Make a list; practice telling your story.

Make a list.

Get a blank piece of paper and write the names of at least 20 people that you know (family, friends, neighbors, co-workers or school mates) who are far from God & need to hear about Jesus.

Practice telling your story.

You will need to prepare your story and be prepared to share it with people when you tell them about Jesus. Here is how you can tell your story.

1) Talk about your life before following Jesus.

Describe your feelings (pain, loneliness), questions (what happens after death?), or struggles you had before following Jesus.

2) Talk about how you became a follower of Jesus.

Tell them about Jesus! The basic story of Jesus is: We have all offended God with our sins. We will die because of our sins. But we are saved from death when we put our faith in Jesus, who died for our sins, was buried, and raised from the dead. Now we are forgiven, and live to follow him.

3) Talk about your life after following Jesus.

Tell them about how Jesus changed your life. Tell of the joy, peace, and forgiveness Jesus gave.

4) Invite a response.

Your story should ask for a response. End with a question that will help you discover the person's level of spiritual interest. Ask something like: "Would you like to know how you can be forgiven?" or "Would you like God to change your life?"

Keep it brief (3 minutes or less)

Your story should be short and interesting. Do not be boring and do not talk so long that the listener loses interest.

Practice telling your story, at least twice, with someone in your group.

2) Tell Jesus' Story

Story: Luke 23:32-43.

What sort of man was the thief who Jesus forgave? What did he do for Jesus to accept him? Do you think he was sincere in his faith in Jesus? Why?

Practice Activity: Telling Creation to Christ story.

Have everyone in your group practice telling Creation to Christ story. *{Optional: illustrate the story with the EvangeCube or EvangeCard and include bracketed comments}*

At the very beginning, there was only God - one God who created everything. *{This bright light [point to the light] represents the one true God.}* He spoke and created the sun, moon and stars; the land and the sea; all the trees and all the animals. His final act of creation was to make man and woman *{point to the man}* in his own image. After God finished creating everything he saw that it was good.

He placed the man and woman in a beautiful garden. It was a perfect place. There was no hunger, no sickness, and no pain. The man and woman had a wonderful, loving, relationship with each other and with God.

God made just one rule for the man and woman: they could eat the fruit from any tree in the garden except for one...the tree of the knowledge of good and evil. But one day, they were tempted and chose to eat the forbidden fruit. When they disobeyed God the darkness *{point to the black around the man}* of sin and death entered the world. They were afraid of God. They blamed each other. They were no longer allowed to live in that beautiful garden. Because the man and woman disobeyed God, hunger and pain and conflict and death entered the world.

Since that time all of us, too, have sinned. We are all separated from God. *{Open the cube to create a separation}*. This is a very big problem. We want to know the One True God and his love, but our sin gets in the way. We are powerless.

But God has done an amazing thing. He showed his love for us by sending his own Son, Jesus, into the world to save us. Jesus was miraculously born of a virgin and grew up to be a great teacher. He never sinned. He showed great power by performing miracles, healing the sick, giving sight to the blind, casting out evil spirits and even raising a man from the dead. He promised that he would give forgiveness and eternal life to whoever believed in him.

While some people believed in him, others hated him. Some of the religious leaders were jealous and angry with Jesus and decided to kill him. *{Open to the cross}* They falsely accused him of doing evil. They arrested him and put him on trial. They beat him. Then they put nails in his hands and feet and hung him on a cross, and left him there until he died.

Jesus didn't have to suffer like this. All the power of heaven was his. But because of his great love he died willingly to pay for our sins. I should pay the penalty for my own sins. You should pay for your own sins. But, Jesus died in our place so that we could be forgiven and have life through faith in him. God showed his incredible love for us all by sacrificing his very own Son so that our relationship with him could be restored.

{Open to the Tomb} After Jesus died, they buried him in a cave. They even put guards at the tomb to make sure no one stole his body. Three days later, *{Open to the Resurrection}* Jesus rose from the dead proving he was the Son of God and that, truly, he can give eternal life to whoever trusts in him.

For forty days, he appeared to many of his followers. Then, while they were watching, he ascended, in a cloud, back to heaven. As they were still looking up into heaven, angels appeared and told them that Jesus would one day return in the clouds just as he left. The first time Jesus came as a little baby to become a sacrifice for our sins. When he comes again in the clouds he will come as the KING to judge the whole world.

{Open to the bridge} Jesus said, "I am the way, the truth and the life. No one comes to the Father except through me." Jesus is the only way to the only true God. He is now the bridge making a way back to our loving heavenly Father by washing away the sin, which has separated us for so long. To experience this we must put our faith in Jesus and trust in him alone. *{Open to the hands}* The holy Bible says, "For God so loved the world that he gave his only begotten son that whoever believes in him should not perish, but have eternal life."

{Note: Each part of this verse points to something on the picture. Point to each: God, Son, Hand of Belief, Perish, Heaven.} Jesus is holding out his hand inviting you to come to him and trust him for

salvation; to receive the forgiveness of your sins and the gift of eternal life.

Today, Jesus wants you to follow him. He offers you forgiveness and new life -- as a free gift. You cannot earn it or deserve it. You can only receive it or reject it. You can do this through prayer to him. Listen to this prayer. If it expresses what is in your heart, I will help you pray it to Jesus: "Lord Jesus I need you. I know that I have sinned against you. I want to turn from my sin and ask you to forgive me. I believe you are the Son of God, you died for me, and you rose from the dead. I put my trust in you as the only provision for my sin. Make me the person you want me to be. Lead me in the way you want me to go. Amen" Does this prayer express what is in your heart? (If yes) Then repeat this prayer after me.

What to do if they say "yes"? You will encounter three kinds of responses.

1. "No"— not interested. (Show loving kindness and leave.)
2. "Maybe, but not now" — interested but not ready to make a decision. (Make a date to return to tell them first story of Hope.)
3. "Yes" —decide to follow Jesus, or is a believer who wants to be trained.
 - Welcome! Welcome them into the family of God.
 - Make a list. (Ask them if they have friends or family members who need to hear what they heard; help them make a "far from God" name list. Pray, together, for that list.)
 - Train to evangelize. (Ask them if they are able to share what you shared with them. Train them and practice with them. Challenge them to share with someone before you meet again.)
 - Make a date. (Make a date to meet again – SOON – within 48 hours, if possible. Challenge them to invite interested friends or family.)

3) Be Baptized

Story: Acts 8:26-40

Practice Activity: Baptism

Learn Together:

What is baptism? (Romans 6:3-4)

Why should we be baptized? (Matthew 3:13-15)

Who should be baptized? (Acts 2:38)

How should we be baptized? (Matthew 3:16)

- Practice “dry baptism” (role playing baptism).
- Make plans to baptize all believers who have not yet received water baptism.
- Find nearby water (bathtub, pool, river, lake) and baptize all new believers.
- Continue to immediately baptize people as they become believers.

To learn more about baptism, see Acts 2:37-41, 8:5-13, 8:36-38, 9:10-19, 10:47-48, 16:13-15, 16:27-34, Acts 18:5-9 and I Corinthians 1:10-17, Acts 19:1-5, Acts 22:14-17.

4) Pray

Story: Matthew 6:5-13

Practice Activity: Review

What is prayer? Talking with God our Father.

Why do we pray? – Matthew 6:9-13 God hears us. We want his will to be done on earth.

How do we pray? By simply talking with God.

- pray for needs: “Give us today our daily bread”
- pray for forgiveness: “Forgive us our debts”
- pray for help resisting temptation: “Deliver us from the evil one”

Pair up and Pray. Practice praying together.

Assignment: Start and finish each day by giving thanks to God and asking him for what you need.

5) Learn & Do

Story: Luke 6:46-49

Practice Activity:

Memorize the Bible Study Questions

Memorize the Bible study questions and use them whenever you read the Bible.

- What did you learn about God, Jesus, or the Holy Spirit?
- What did you learn about people?
- Is there a sin to avoid? Promise to claim? Example to follow? Command to obey?

Assignment:

Read 3 chapters a day from the Bible, starting with Mark, Acts & Ephesians. As you read, ask the Bible study questions. Continue this practice, daily.

6) Love God & People

Story: Luke 10:25-37

Practice Activity:

Discuss the command to love:

What is love?

Who do we love?

- First: “Love God”
- Second: “Love your neighbor”

How do we love?

- Active obedience (John 14:15)
- Tell others what God has done for you (John 21:17)

As a group, make a plan. How can you show love to your neighbors or community?

7) Rejoice & Persevere in Persecution

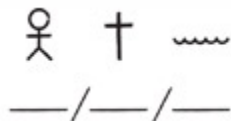
Story: Acts 5:17-42

8) Become a Healthy Church

Story: Acts 2:37-47

Practice Activity: Church Circle Exercise

As a group, on a blank paper, draw a dotted line circle representing your own group. Above it, list 3 numbers: the number regularly attending (stick figure), the number believing in Jesus (cross) and the number baptized after believing (water).



If your group has committed to be a church, make the dotted line circle solid. If you regularly practice each of the following elements then draw a picture of the elements inside your circle. If you do not do the element or you wait for an outsider to come do it, then draw the element outside the circle.

- 1) Commitment to be a church: solid line instead of dotted line.
- 2) Baptism - water
- 3) Bible - book
- 4) Commemorate Jesus w/ bread and drink - cup
- 5) Fellowship - heart
- 6) Giving and ministry - money sign
- 7) Prayer - praying hands
- 8) Praise - raised hands
- 9) Telling people about Jesus - friend holding hands with a friend he led to faith
- 10) Leaders - two smiling faces



What is your group missing that would help make it a healthy church?

LONG-TERM DISCIPLESHIP

WHAT NEXT?

After your group has completed these SHORT DISCIPLESHIP lessons, continue to follow the Simple Meeting Format with the stories from Mark & Acts. Then study the Book of Ephesians. Because Ephesians is not made up of stories, simply choose a brief passage and read it out loud rather than telling/retelling the story. Then discuss the passage using the same discussion questions.

After Mark, Acts and Ephesians, continue with any Bible book or passage.